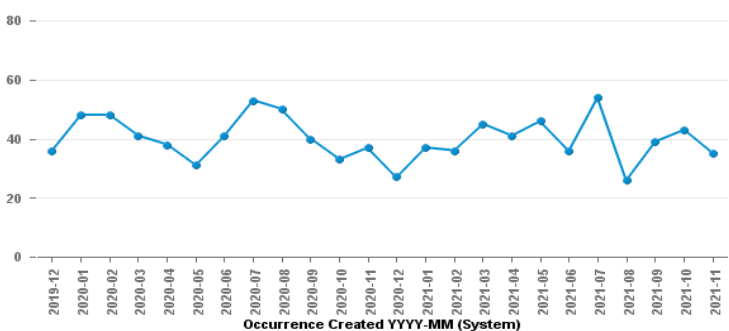


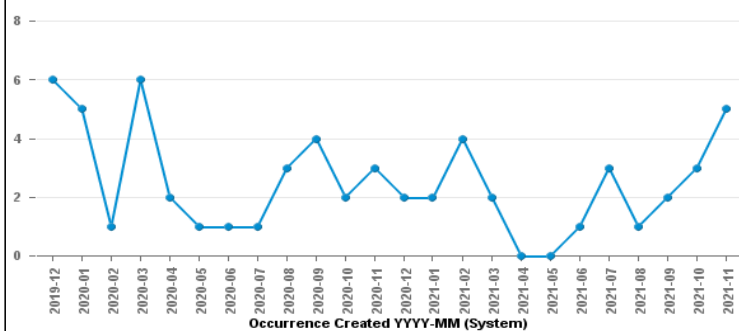
DESBOROUGH LOATLAND

Crime Group	Current 12 Months	Previous 12 Months	+/- Crime	% Change	Number of Resolved Crimes	Resolution Rate (12 Months)
CRIMINAL DAMAGE & ARSON	58	40	18	45.00%	5	8.62%
DRUG OFFENCES	6	10	-4	-40.00%	7	116.67%
MISCELLANEOUS CRIMES AGAINST SOCIETY	16	16	0	0.00%	0	0.00%
POSSESSION OF WEAPONS OFFENCES	3	2	1	50.00%	0	0.00%
PUBLIC DISORDER	35	53	-18	-33.96%	5	14.29%
ROBBERY	6	3	3	100.00%	0	0.00%
SEXUAL OFFENCES	15	17	-2	-11.76%	2	13.33%
THEFT OFFENCES	100	100	0	0.00%	6	6.00%
VIOLENCE AGAINST THE PERSON	226	255	-29	-11.37%	25	11.06%
Sum:	465	496	-31	-6.25%	50	10.75%

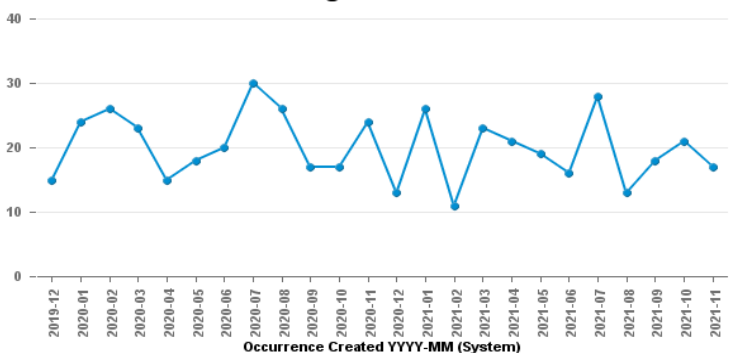
All Crime



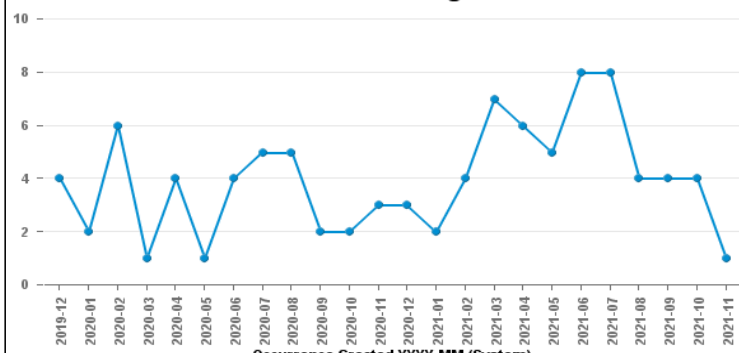
Vehicle Crime



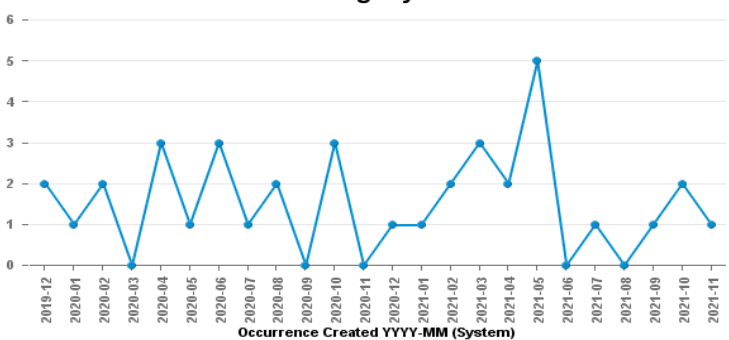
Violence Against the Person



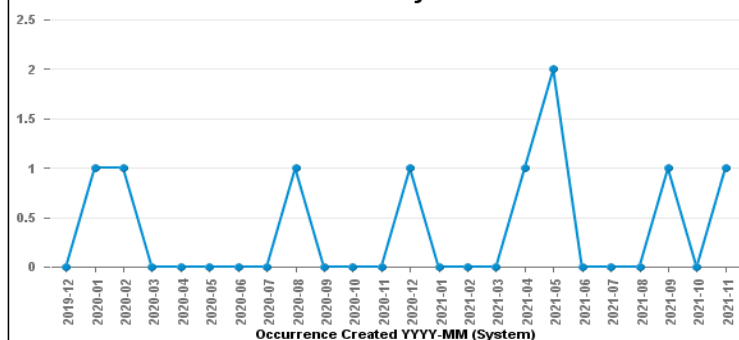
Criminal Damage



Burglary



Robbery



Crime

■ Crime Count current ■ Crime Count previous

