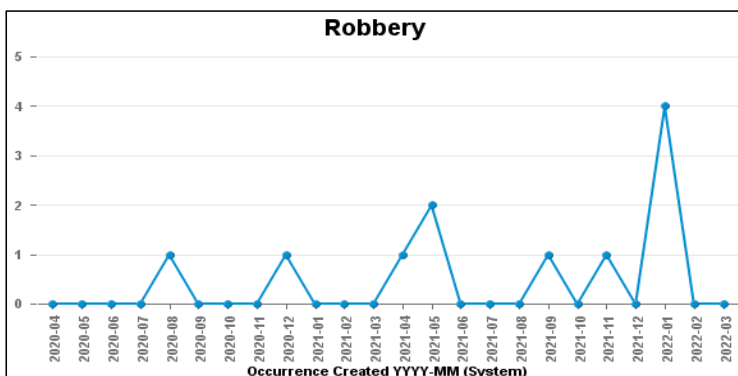
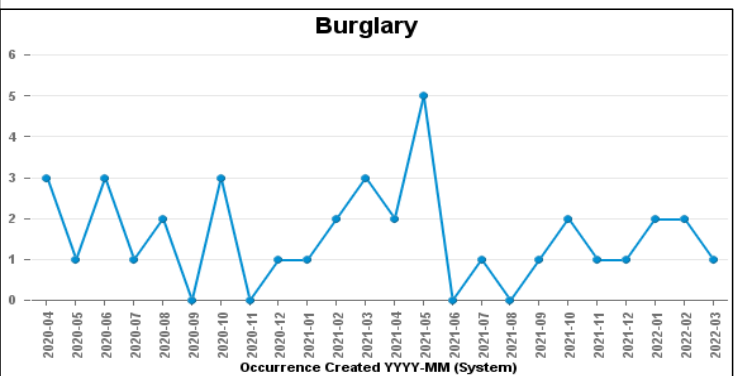
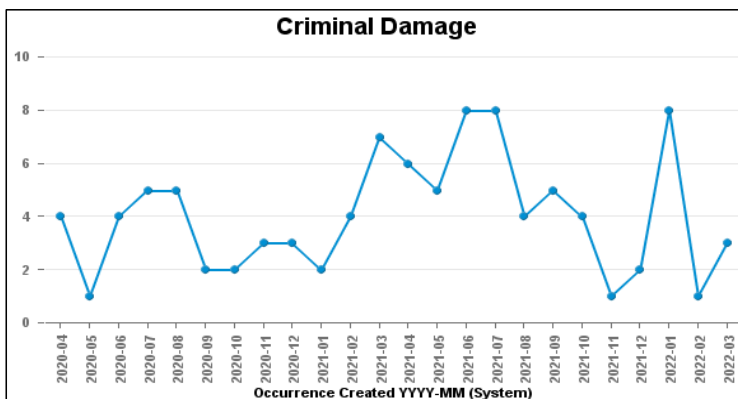
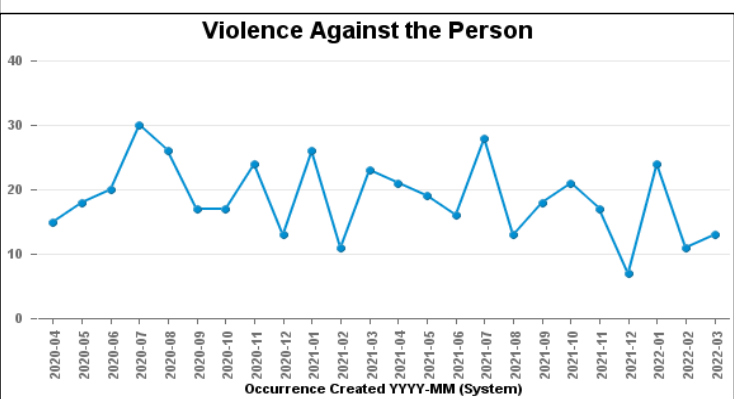
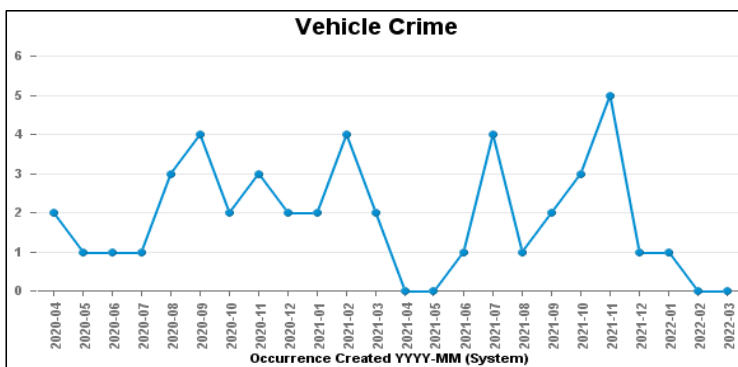
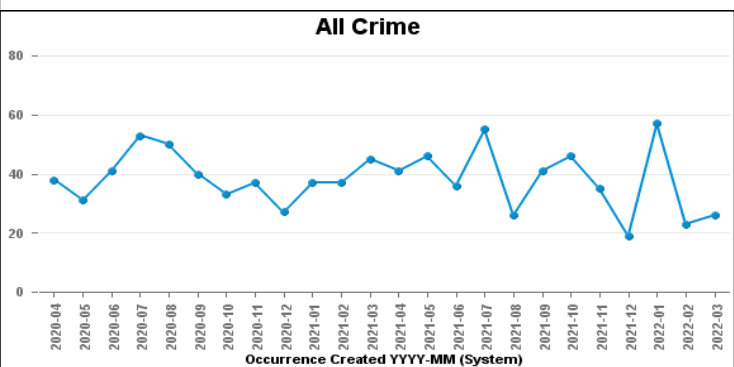


DESBOROUGH LOATLAND

Crime Group	Current 12 Months	Previous 12 Months	+/- Crime	% Change	Number of Resolved Crimes	Resolution Rate (12 Months)
CRIMINAL DAMAGE & ARSON	57	43	14	32.56%	2	3.51%
DRUG OFFENCES	6	9	-3	-33.33%	7	116.67%
MISCELLANEOUS CRIMES AGAINST SOCIETY	21	12	9	75.00%	0	0.00%
POSSESSION OF WEAPONS OFFENCES	4	2	2	100.00%	1	25.00%
PUBLIC DISORDER	34	51	-17	-33.33%	3	8.82%
ROBBERY	9	2	7	350.00%	0	0.00%
SEXUAL OFFENCES	25	14	11	78.57%	3	12.00%
THEFT OFFENCES	87	96	-9	-9.38%	8	9.20%
VIOLENCE AGAINST THE PERSON	208	240	-32	-13.33%	26	12.50%
Sum:	451	469	-18	-3.84%	50	11.09%



Crime

■ Crime Count current ■ Crime Count previous

