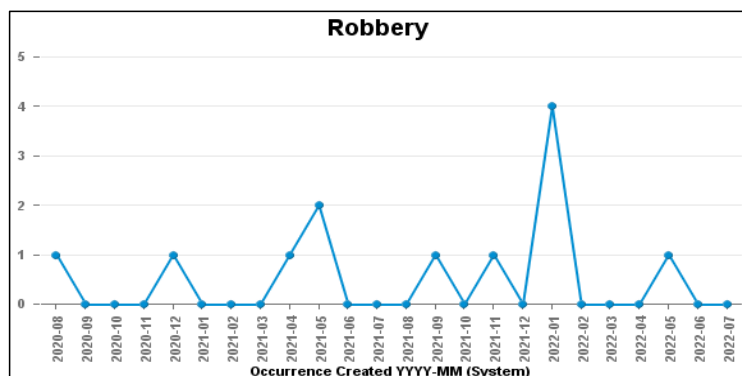
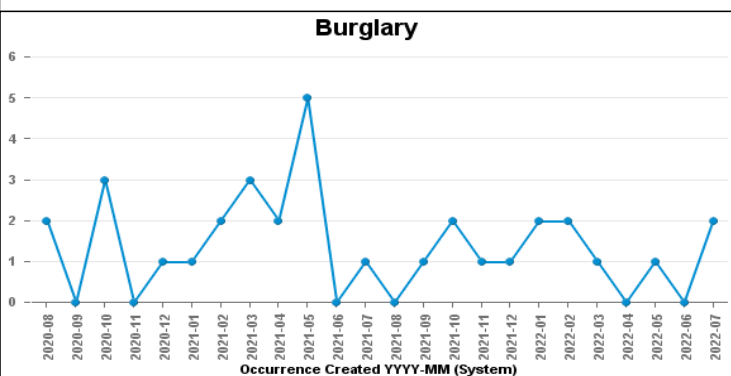
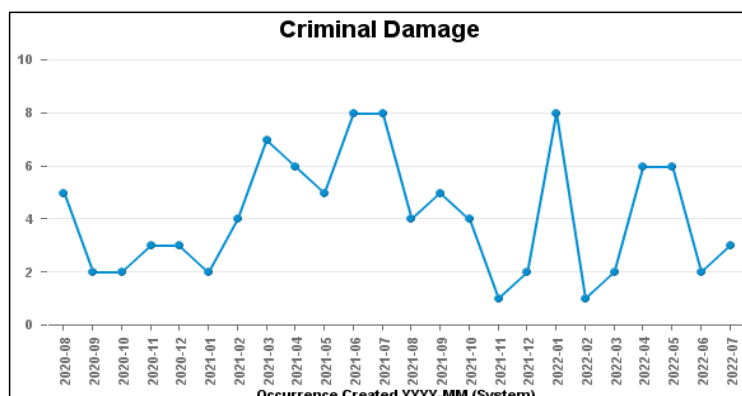
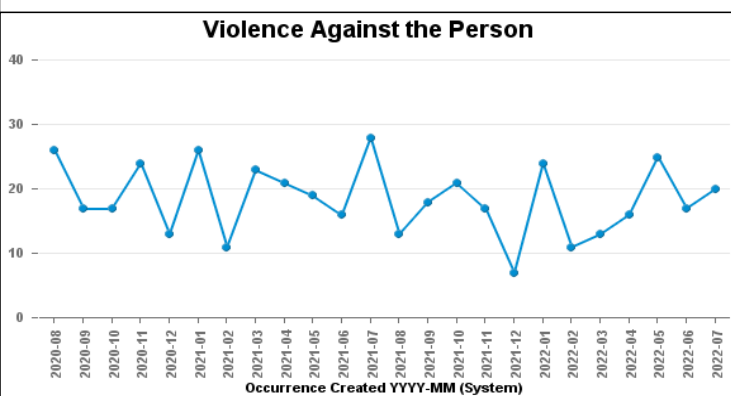
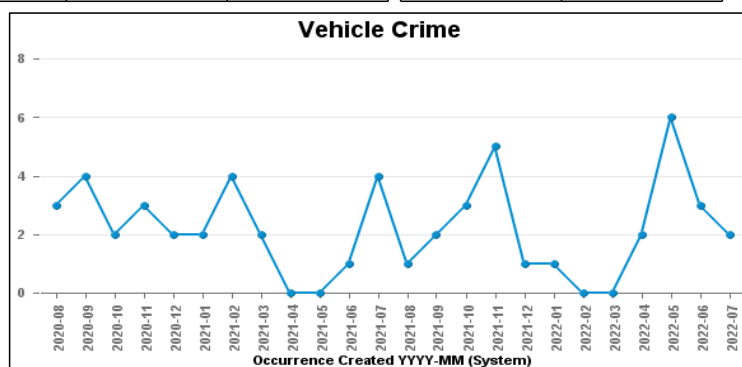
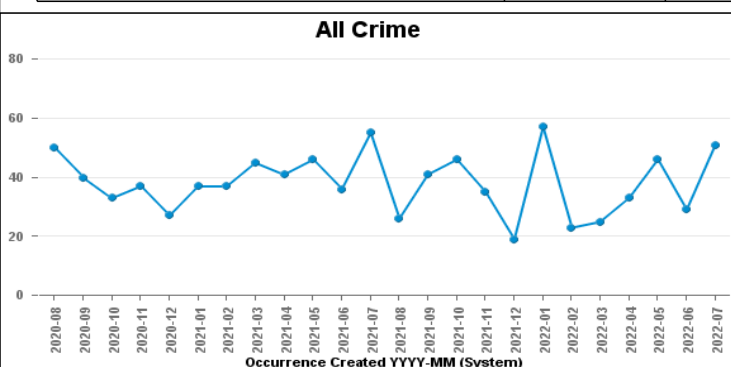


DESBOROUGH LOATLAND

Crime Group	Current 12 Months	Previous 12 Months	+/- Crime	% Change	Number of Resolved Crimes	Resolution Rate (12 Months)
CRIMINAL DAMAGE & ARSON	45	56	-11	-19.64%	1	2.22%
DRUG OFFENCES	4	12	-8	-66.67%	9	225.00%
MISCELLANEOUS CRIMES AGAINST SOCIETY	17	16	1	6.25%	2	11.76%
POSSESSION OF WEAPONS OFFENCES	6	2	4	200.00%	1	16.67%
PUBLIC DISORDER	29	38	-9	-23.68%	2	6.90%
ROBBERY	7	5	2	40.00%	0	0.00%
SEXUAL OFFENCES	23	17	6	35.29%	2	8.70%
THEFT OFFENCES	98	97	1	1.03%	4	4.08%
VIOLENCE AGAINST THE PERSON	202	241	-39	-16.18%	27	13.37%
Sum:	431	484	-53	-10.95%	48	11.14%



Crime

■ Crime Count current ■ Crime Count previous

