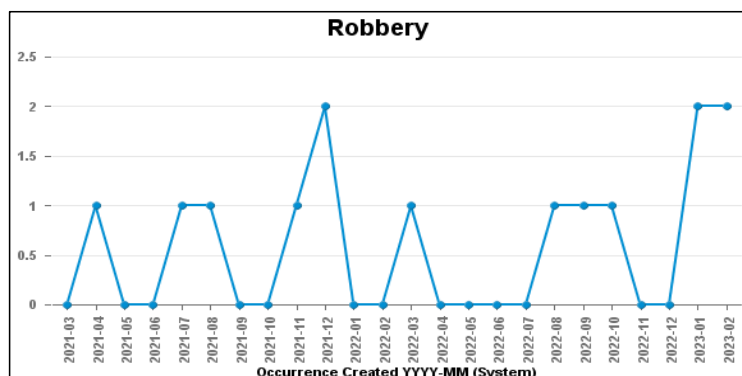
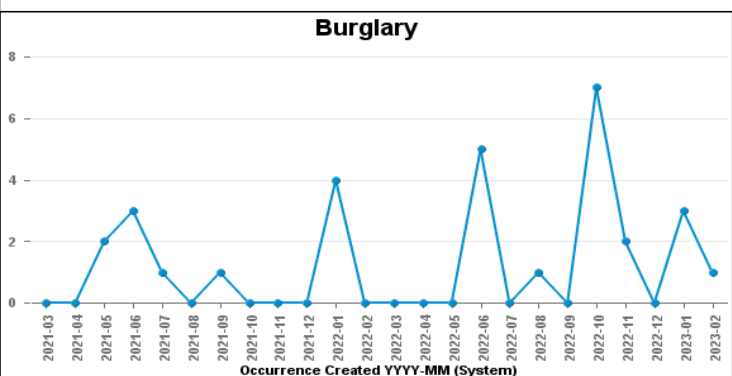
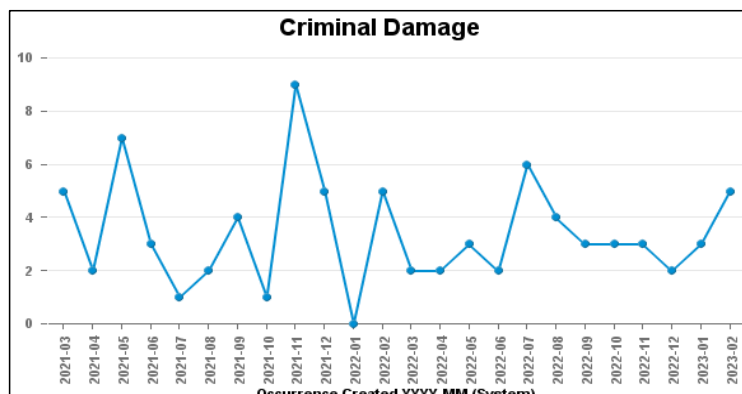
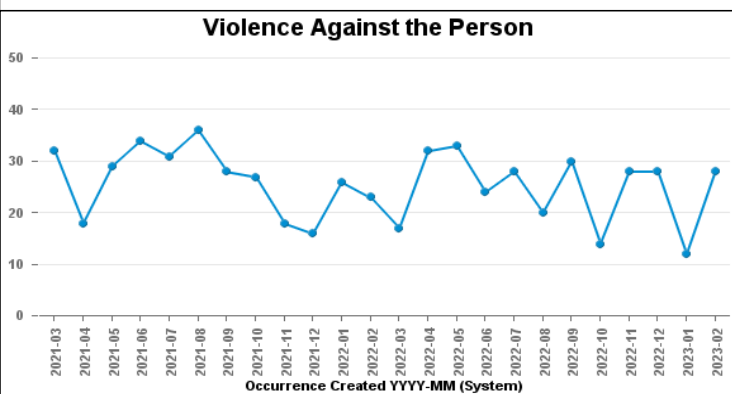
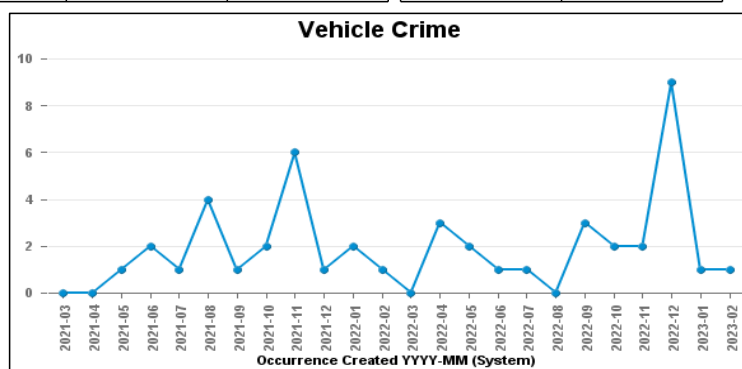
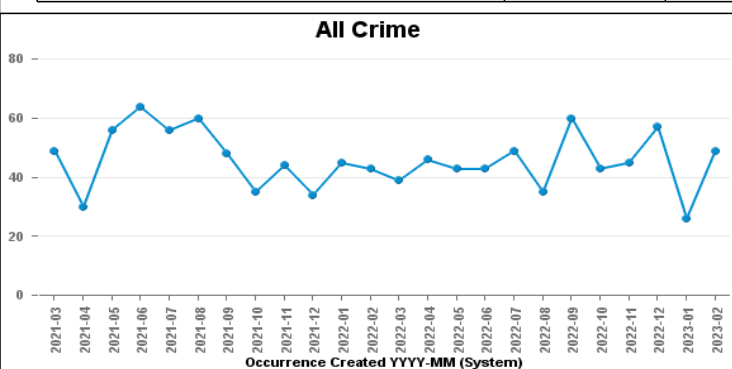


BURTON LATIMER

Crime Group	Current 12 Months	Previous 12 Months	+/- Crime	% Change	Number of Resolved Crimes	Resolution Rate (12 Months)
CRIMINAL DAMAGE & ARSON	42	46	-4	-8.70%	12	28.57%
DRUG OFFENCES	17	20	-3	-15.00%	13	76.47%
MISCELLANEOUS CRIMES AGAINST SOCIETY	16	17	-1	-5.88%	2	12.50%
POSSESSION OF WEAPONS OFFENCES	6	5	1	20.00%	3	50.00%
PUBLIC DISORDER	42	54	-12	-22.22%	6	14.29%
ROBBERY	8	6	2	33.33%	1	12.50%
SEXUAL OFFENCES	18	28	-10	-35.71%	1	5.56%
THEFT OFFENCES	92	70	22	31.43%	6	6.52%
VIOLENCE AGAINST THE PERSON	294	318	-24	-7.55%	47	15.99%
Sum:	535	564	-29	-5.14%	91	17.01%



Crime

■ Crime Count current ■ Crime Count previous

