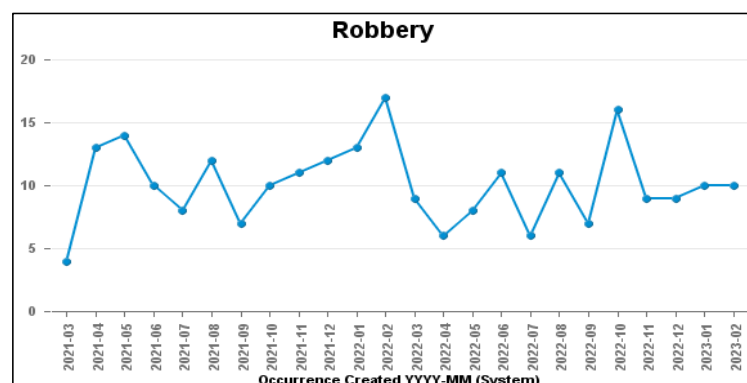
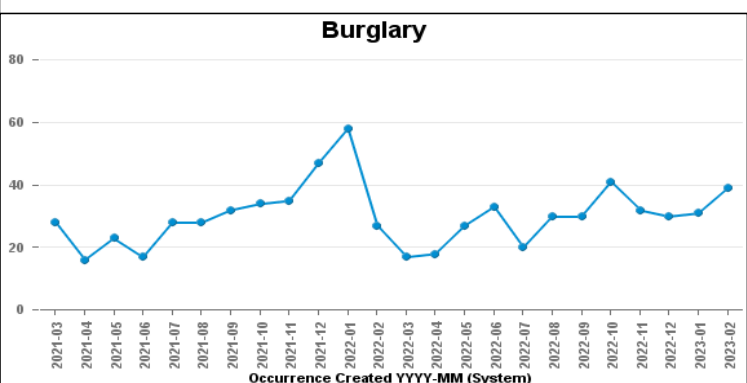
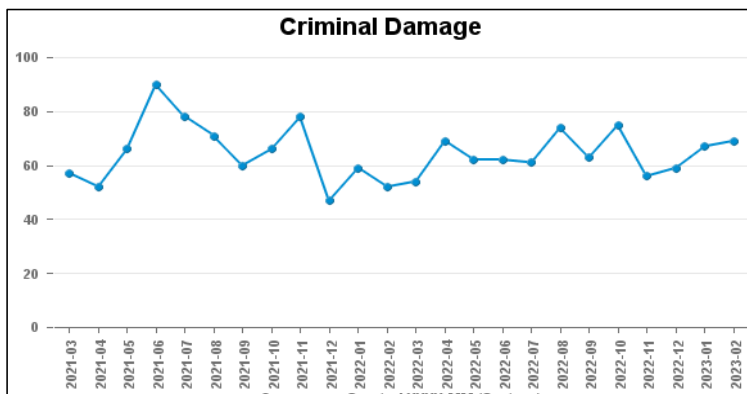
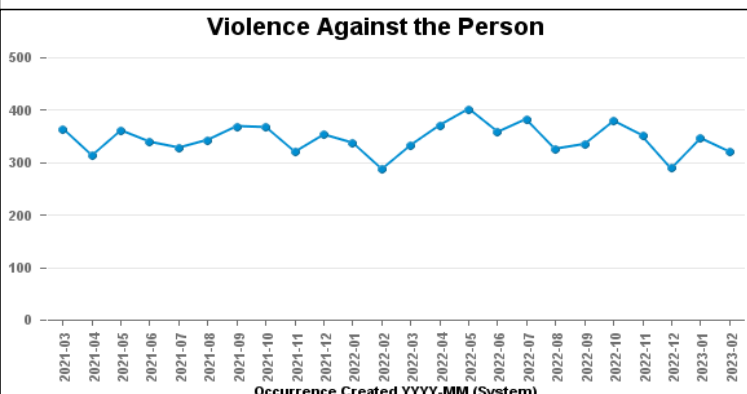
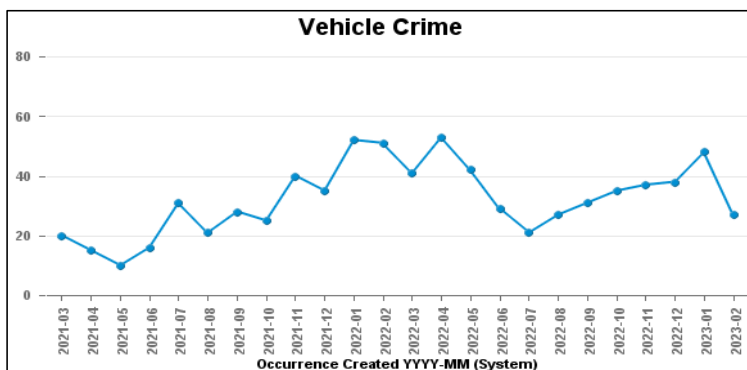
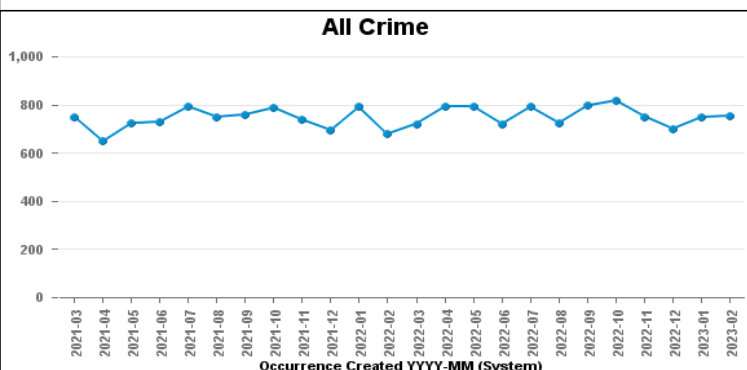


Kettering Sector

2023-02

Crime Group	Current 12 Months	Previous 12 Months	+/- Crime	% Change	Number of Resolved Crimes	Resolution Rate (12 Months)
CRIMINAL DAMAGE & ARSON	813	838	-25	-2.98%	159	19.56%
DRUG OFFENCES	385	312	73	23.40%	276	71.69%
MISCELLANEOUS CRIMES AGAINST SOCIETY	196	234	-38	-16.24%	42	21.43%
POSSESSION OF WEAPONS OFFENCES	136	105	31	29.52%	53	38.97%
PUBLIC DISORDER	650	820	-170	-20.73%	139	21.38%
ROBBERY	112	131	-19	-14.50%	9	8.04%
SEXUAL OFFENCES	414	401	13	3.24%	28	6.76%
THEFT OFFENCES	2207	1916	291	15.19%	181	8.20%
VIOLENCE AGAINST THE PERSON	4193	4081	112	2.74%	573	13.67%
Sum:	9106	8838	268	3.03%	1460	16.03%



Crime

■ Crime Count current ■ Crime Count previous

