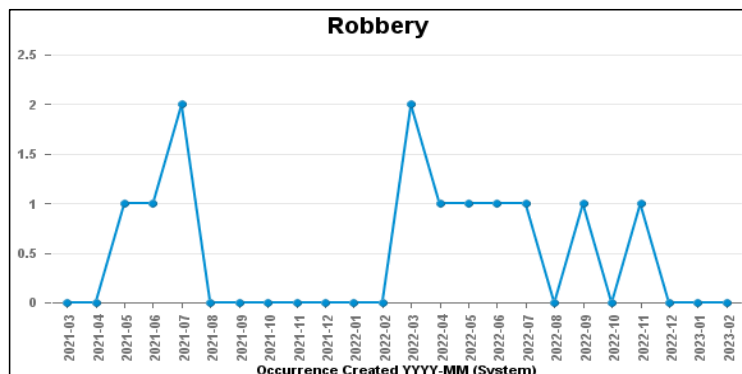
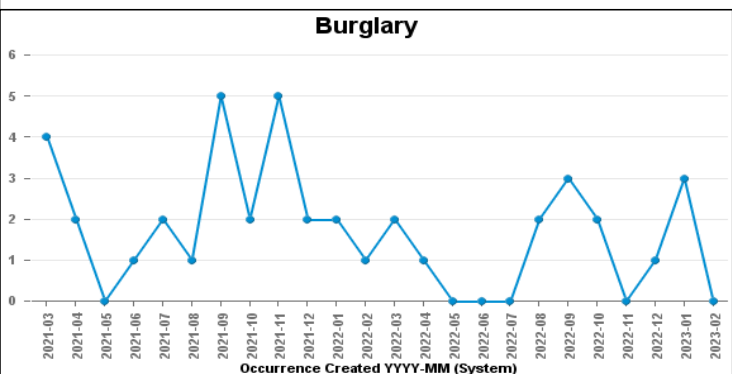
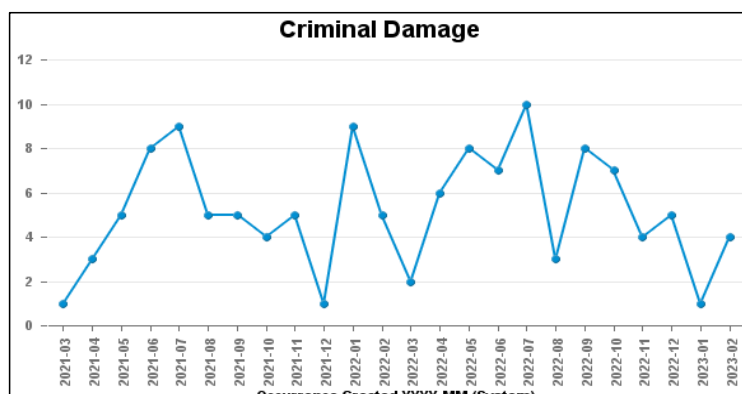
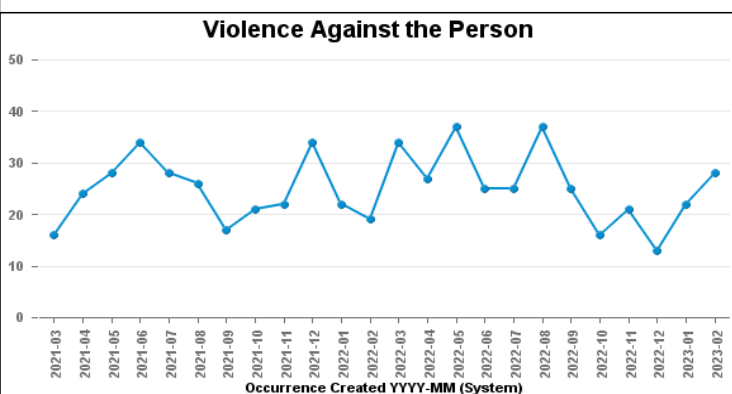
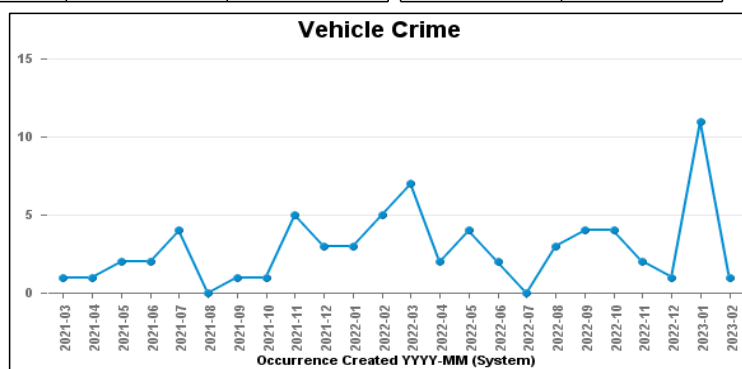
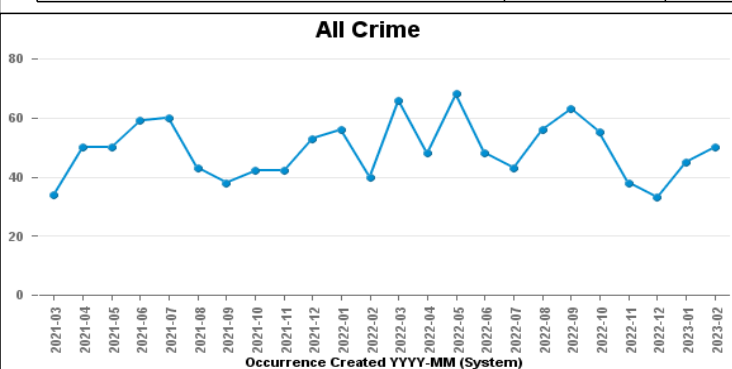


ROTHWELL

| Crime Group | Current 12 Months | Previous 12 Months | +/- Crime | % Change | Number of Resolved Crimes | Resolution Rate (12 Months) |
|--------------------------------------|-------------------|--------------------|-----------|--------------|---------------------------|-----------------------------|
| CRIMINAL DAMAGE & ARSON | 67 | 63 | 4 | 6.35% | 13 | 19.40% |
| DRUG OFFENCES | 23 | 11 | 12 | 109.09% | 13 | 56.52% |
| MISCELLANEOUS CRIMES AGAINST SOCIETY | 20 | 14 | 6 | 42.86% | 3 | 15.00% |
| POSSESSION OF WEAPONS OFFENCES | 10 | 7 | 3 | 42.86% | 6 | 60.00% |
| PUBLIC DISORDER | 36 | 54 | -18 | -33.33% | 7 | 19.44% |
| ROBBERY | 8 | 4 | 4 | 100.00% | 0 | 0.00% |
| SEXUAL OFFENCES | 38 | 27 | 11 | 40.74% | 0 | 0.00% |
| THEFT OFFENCES | 101 | 96 | 5 | 5.21% | 2 | 1.98% |
| VIOLENCE AGAINST THE PERSON | 310 | 291 | 19 | 6.53% | 40 | 12.90% |
| Sum: | 613 | 567 | 46 | 8.11% | 84 | 13.70% |



Crime

■ Crime Count current ■ Crime Count previous

