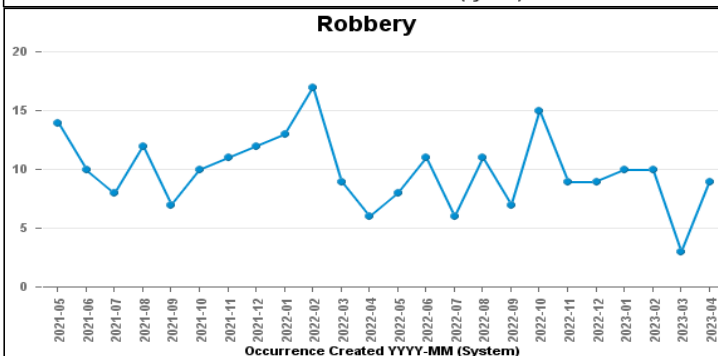
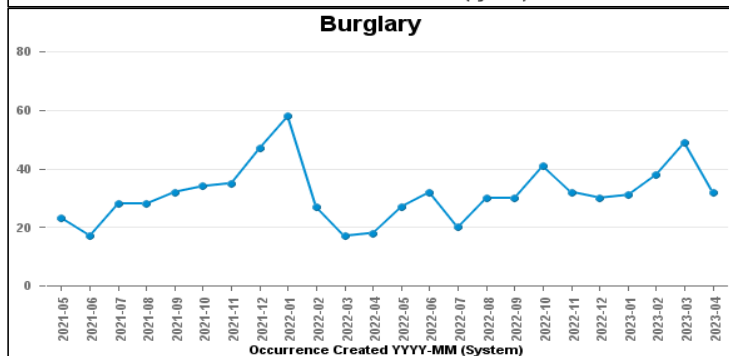
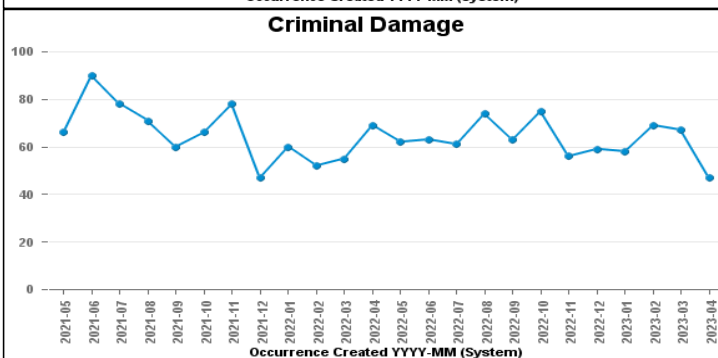
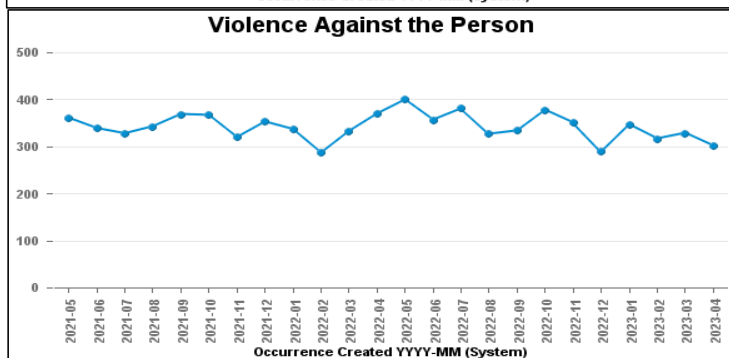
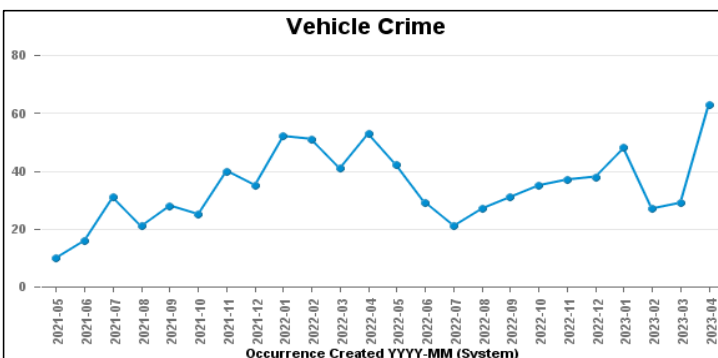
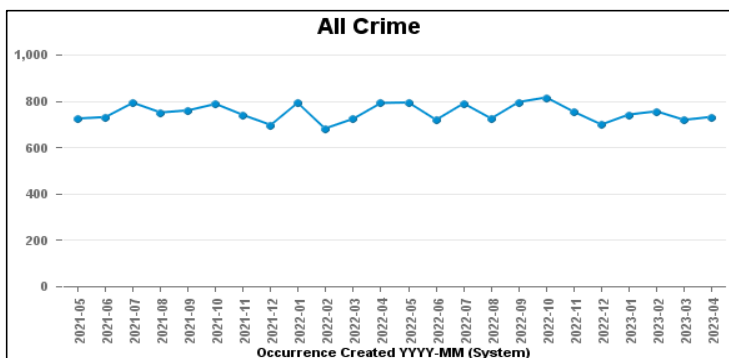


Kettering Sector

2023-04

Crime Group	Current 12 Months	Previous 12 Months	+/- Crime	% Change	Number of Resolved Crimes	Resolution Rate (12 Months)
CRIMINAL DAMAGE & ARSON	792	859	-67	-7.80%	168	21.21%
DRUG OFFENCES	373	309	64	20.71%	264	70.78%
MISCELLANEOUS CRIMES AGAINST SOCIETY	212	218	-6	-2.75%	36	16.98%
POSSESSION OF WEAPONS OFFENCES	133	109	24	22.02%	56	42.11%
PUBLIC DISORDER	651	781	-130	-16.65%	138	21.20%
ROBBERY	108	129	-21	-16.28%	12	11.11%
SEXUAL OFFENCES	390	427	-37	-8.67%	31	7.95%
THEFT OFFENCES	2259	2028	231	11.39%	209	9.25%
VIOLENCE AGAINST THE PERSON	4112	4107	5	0.12%	590	14.35%
Sum:	9030	8967	63	0.70%	1504	16.66%



Crime

■ Crime Count current ■ Crime Count previous

