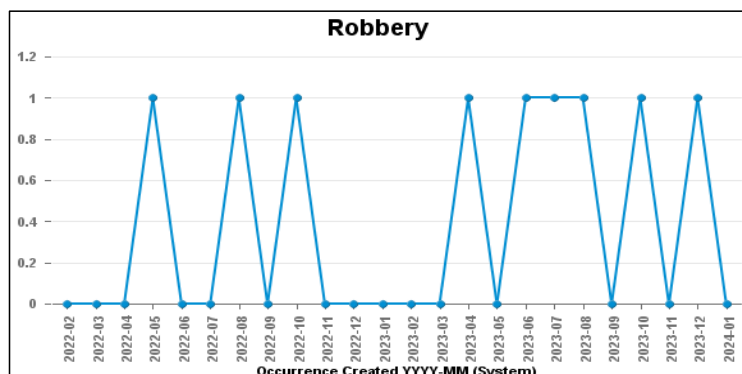
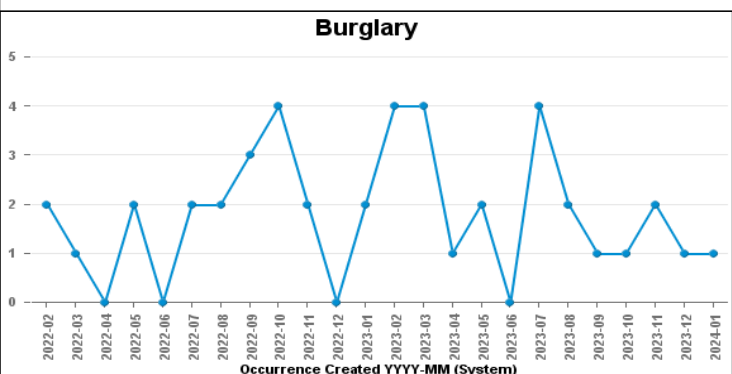
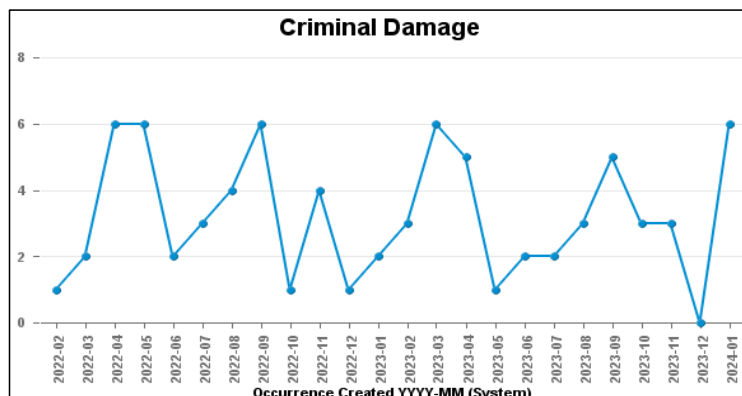
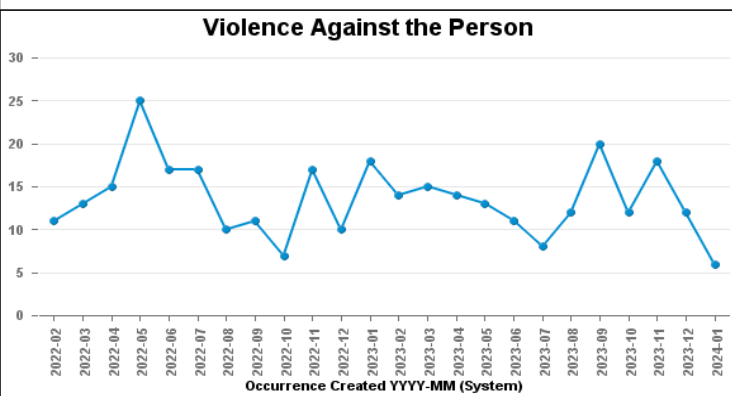
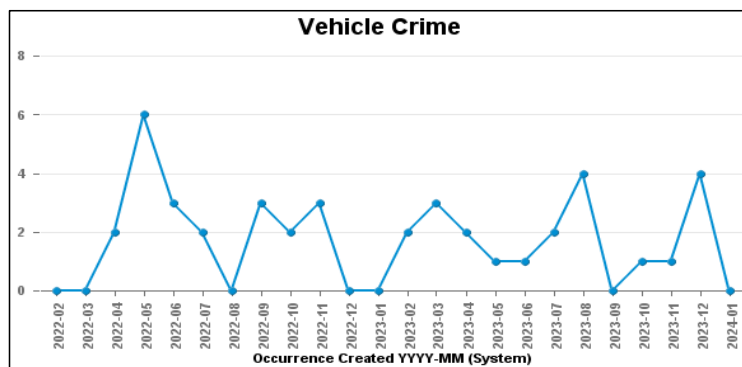
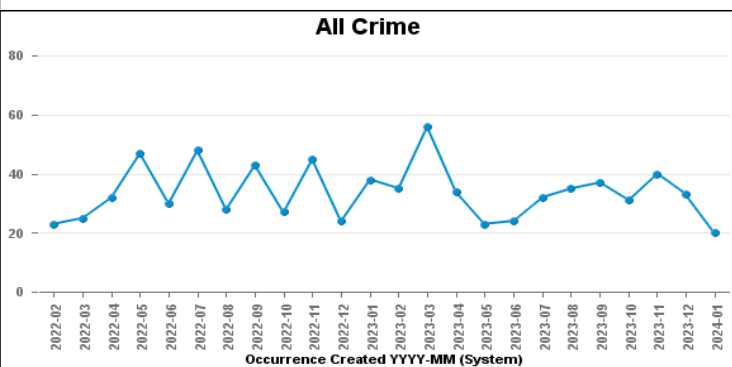


DESBOROUGH LOATLAND

Crime Group	Current 12 Months	Previous 12 Months	+/- Crime	% Change	Number of Resolved Crimes	Resolution Rate (12 Months)
CRIMINAL DAMAGE & ARSON	39	40	-1	-2.50%	3	7.69%
DRUG OFFENCES	15	4	11	275.00%	4	26.67%
MISCELLANEOUS CRIMES AGAINST SOCIETY	15	18	-3	-16.67%	3	20.00%
POSSESSION OF WEAPONS OFFENCES	7	3	4	133.33%	0	0.00%
PUBLIC DISORDER	29	25	4	16.00%	2	6.90%
ROBBERY	6	3	3	100.00%	1	16.67%
SEXUAL OFFENCES	14	30	-16	-53.33%	0	0.00%
THEFT OFFENCES	120	116	4	3.45%	9	7.50%
VIOLENCE AGAINST THE PERSON	155	171	-16	-9.36%	27	17.42%
Sum:	400	410	-10	-2.44%	49	12.25%



Crime

■ Crime Count current ■ Crime Count previous

