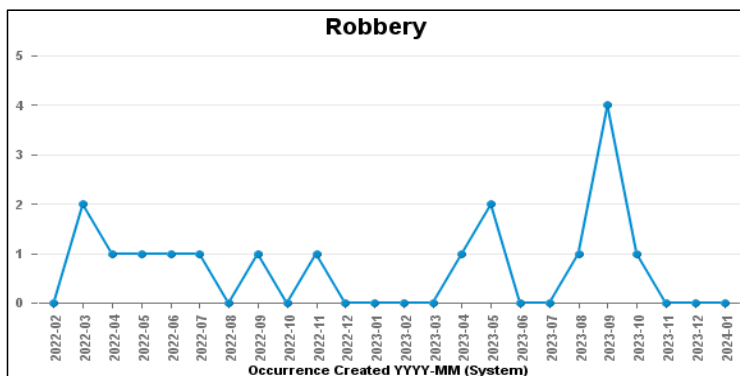
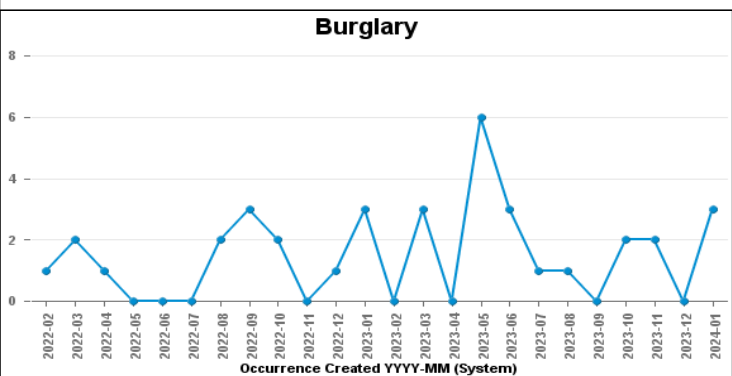
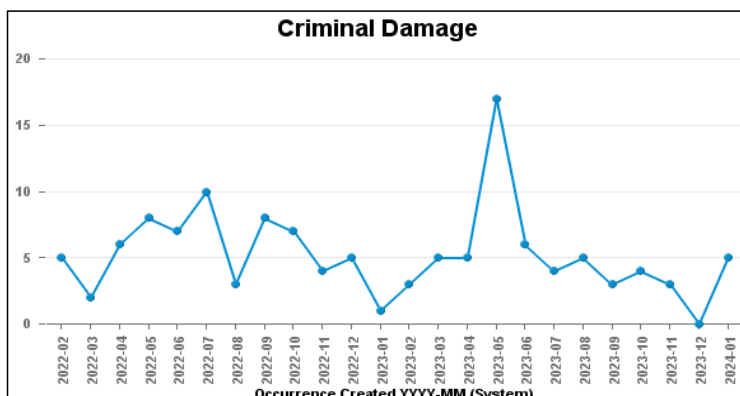
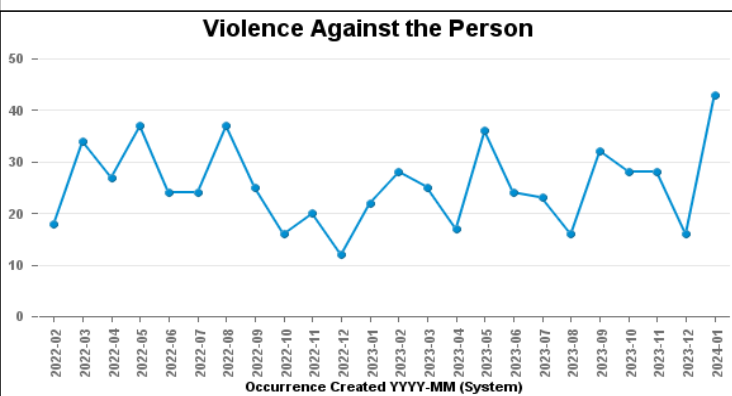
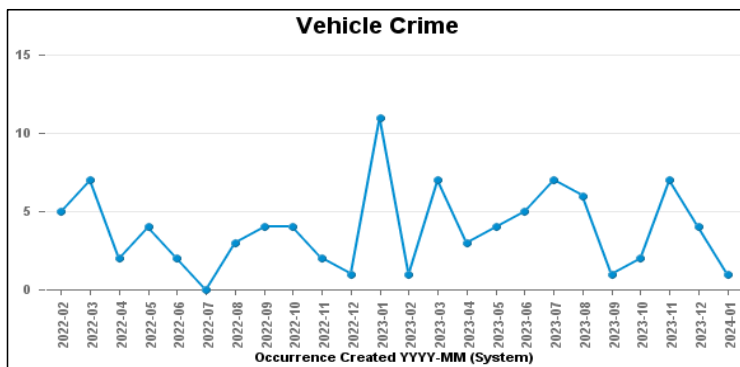
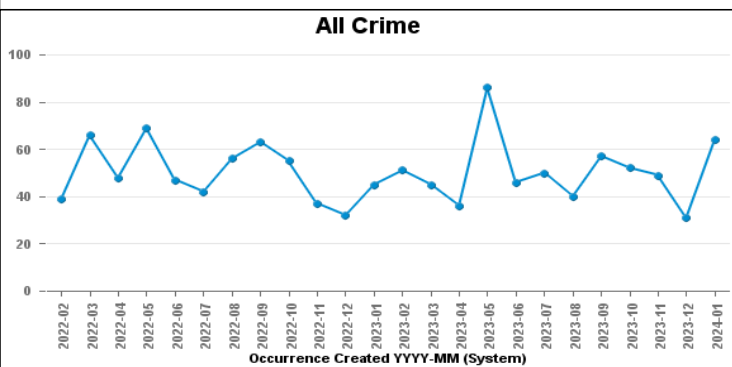


ROTHWELL

| Crime Group | Current 12 Months | Previous 12 Months | +/- Crime | % Change | Number of Resolved Crimes | Resolution Rate (12 Months) |
|--------------------------------------|-------------------|--------------------|-----------|--------------|---------------------------|-----------------------------|
| CRIMINAL DAMAGE & ARSON | 61 | 68 | -7 | -10.29% | 23 | 37.70% |
| DRUG OFFENCES | 11 | 25 | -14 | -56.00% | 22 | 200.00% |
| MISCELLANEOUS CRIMES AGAINST SOCIETY | 25 | 18 | 7 | 38.89% | 0 | 0.00% |
| POSSESSION OF WEAPONS OFFENCES | 7 | 11 | -4 | -36.36% | 5 | 71.43% |
| PUBLIC DISORDER | 41 | 30 | 11 | 36.67% | 5 | 12.20% |
| ROBBERY | 9 | 8 | 1 | 12.50% | 1 | 11.11% |
| SEXUAL OFFENCES | 23 | 39 | -16 | -41.03% | 4 | 17.39% |
| THEFT OFFENCES | 114 | 104 | 10 | 9.62% | 8 | 7.02% |
| VIOLENCE AGAINST THE PERSON | 316 | 296 | 20 | 6.76% | 41 | 12.97% |
| Sum: | 607 | 599 | 8 | 1.34% | 109 | 17.96% |



Crime

■ Crime Count current ■ Crime Count previous

